

Innovations in the Building and Surveying Scenery




FIG Commission 3

Mainz, 4-2-2009

Dr.-Ing. Otmar Schuster

Berater der EU-Kommission in Mittelstandsfragen

Aufsichtsratsvorsitzender des Zentrums
europäischer Netzwerke für Innovation und
Technik (ZENIT)

Agenda

1. Innovation – our fate?
2. Innovation in the Middle Ages
3. Innovations and their aftermaths
4. All Innovations have their time
5. Innovations cannot be bought – yes or no?
6. Innovations in the building and surveying Scene
7. The parcel as an object of innovation
8. Professions as hoard of innovation?
9. The distance between service and product
10. Scientific progress and practical experience
11. All Business is local
12. Reflating business activity by innovation?
 - 12.1 The economic frame
 - 12.2 Innovation scenery directed to what?

Innovation – our fate?

Hightech, Genetic Engineering, Nanotechnology, Chip development, Galileo, Airbusindustry....:

The building & surveying scenery does not stand apart. FIG-Com3 shows that.

Challenge and Response!

Wealthiness makes blockheaded und anti-innovational

Social states, Slaveholders, Children of the South Sea

Prometheus – a divine spark in every innovation

Innovations over the times

2. Innovation in Mediaeval Ages?

The role of the „Auctoritas“, giving direction in the swarming of Ideas, Religions, promises, languages and idioms

3. Innovations and their aftermaths

Basis of Comparison: ethically, technically, financially

4. All Innovations have their time

Leonardo with submarines, Robotics and airvrhicles

5. Innovation cannot be bought?

Freedom is more favourable to the Innovation than Thraldom.

But **Open Innovation** grazes the field.

Innovations in Surveying Scenery

6. The begin

Building means knowledge by experience – but the successful buildings show the benchmarks

Statics and Surveying – a primordial feeling of the mankind – cast in mathematics

7. The plot as an object of innovation?

Ground book register and public certification

The real estate as a physical fact and the title on paper

The land management area

Fonds and REITS and others

100 years cannot be renounced

Professions, Service, Experience

8. The professions as a place of innovation?

Public regulations bring new tasks for the professions

Public and private parallel structures

9. The distance between service and product

Separation of planning and building and its consequences

10. Scientific Progress and practical experience

The performance of scientific and experts associations

New college landscape and the research institutes

Bringing them together with the practical experience – not an easy process

What's going on in the Market?

11. All business is local

Centralisation generates huge power and wealthiness for a few

The global intrusion by databanks and navigation

Retarding forces

12. Reflating business activity by innovation?

The actual economic frame,

The aftermath of erratic changes of the market



What's going on in the Market?

11. All business is local

Centralisation generates huge power and wealthiness for a few

The global intrusion by databanks and navigation

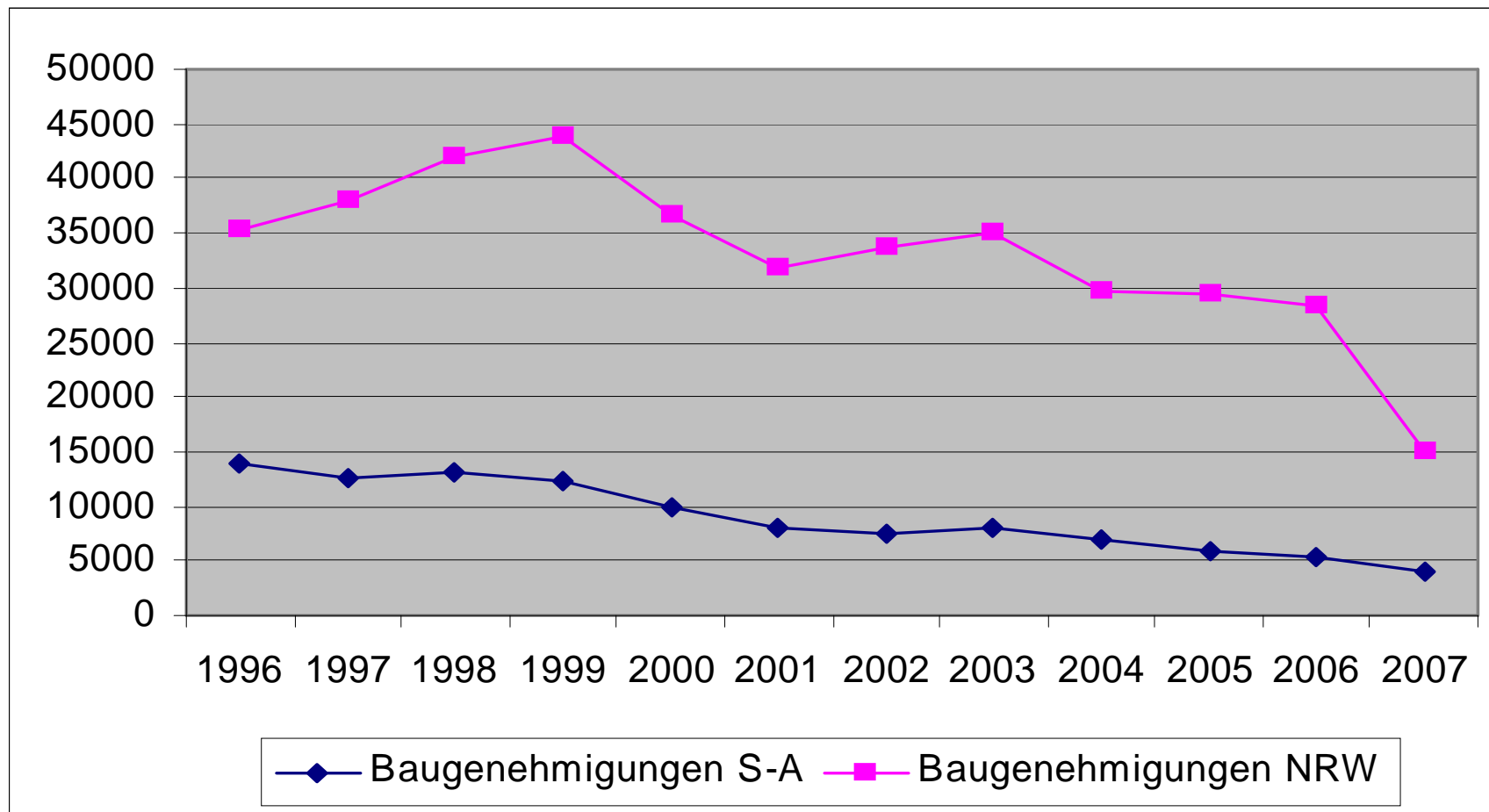
Retarding forces

12. Reflating business activity by innovation?

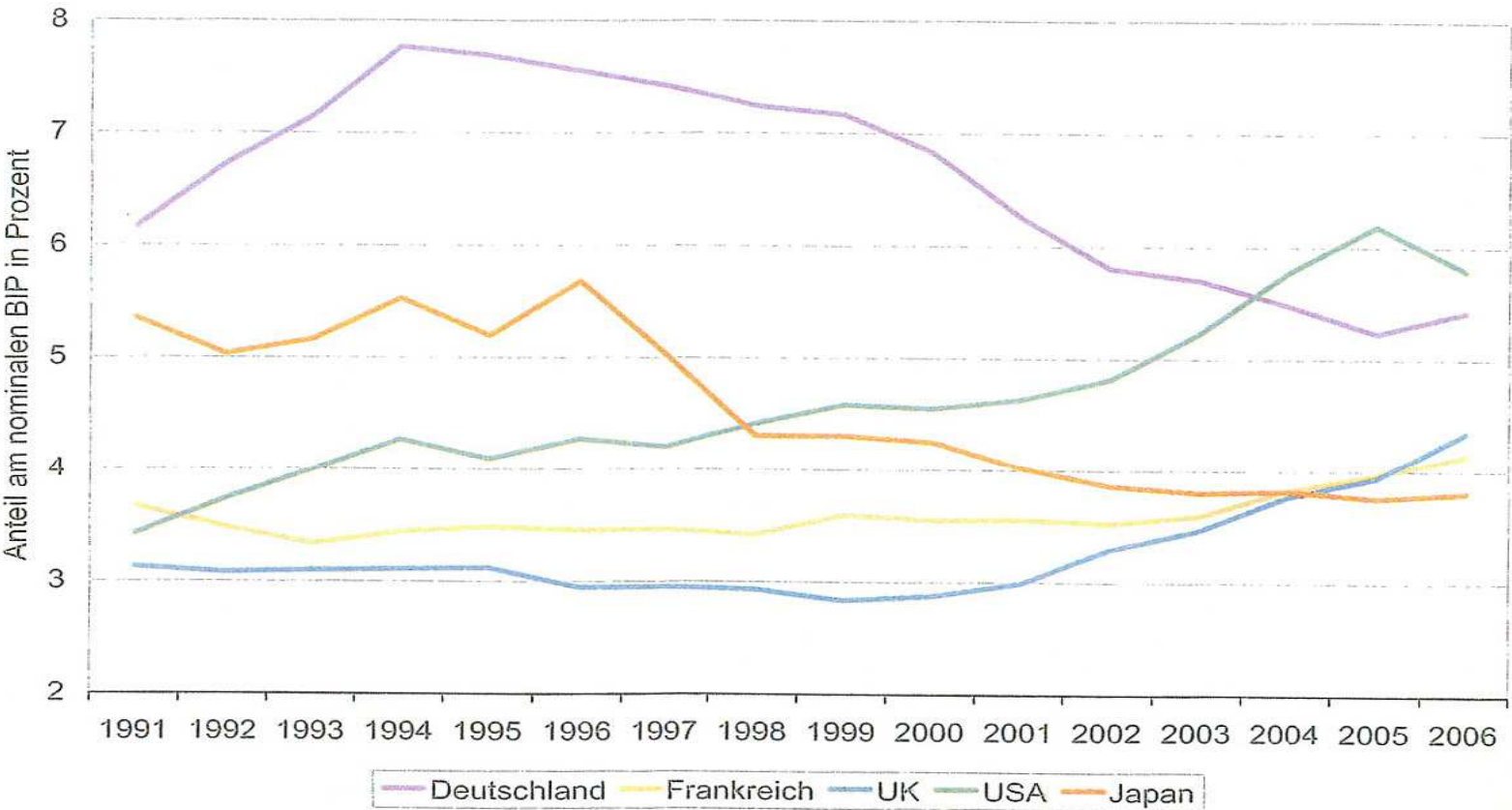
The actual economic frame,

The aftermath of erratic changes of the market

Building Permissions as a Scale for Business Activity



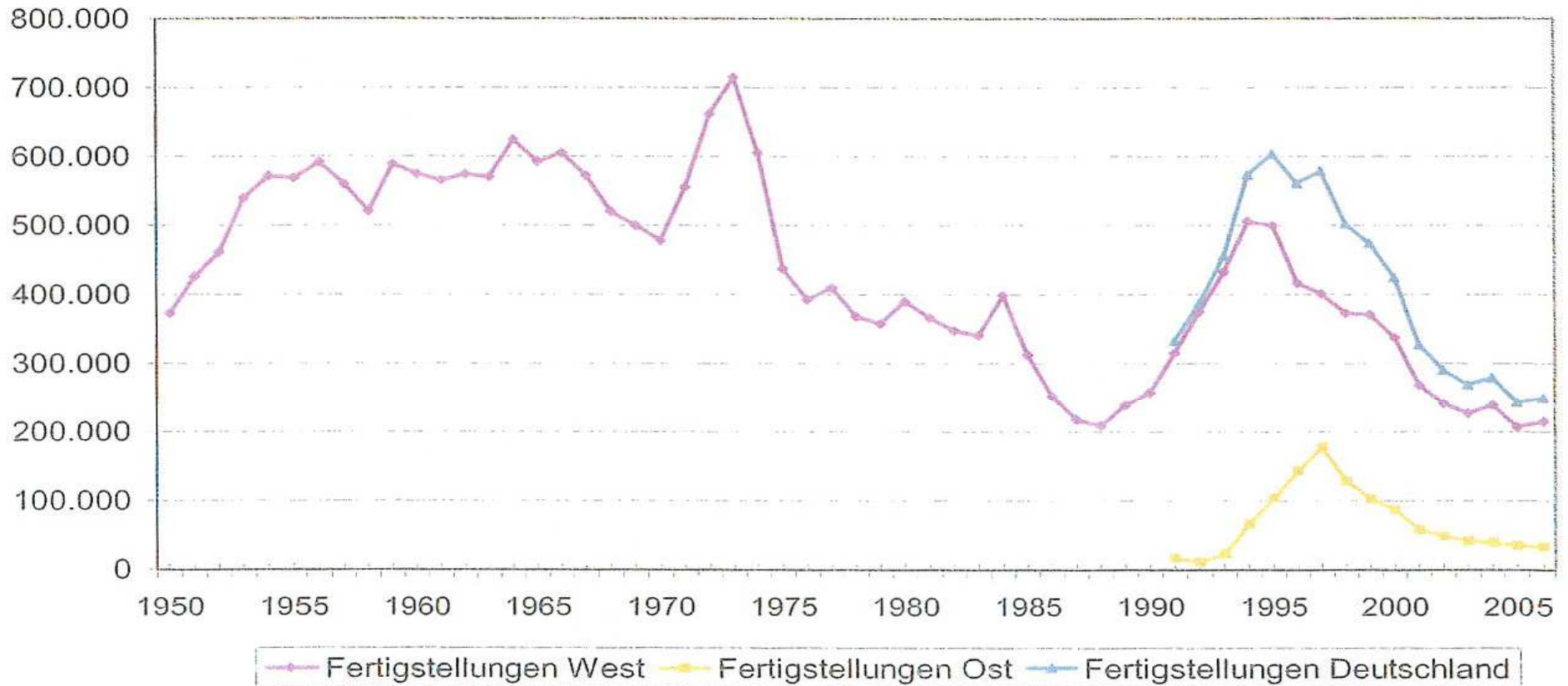
GDP (Residential) – International Comparison



BIP-Anteil der Wohnungsbauten im internationalen Vergleich

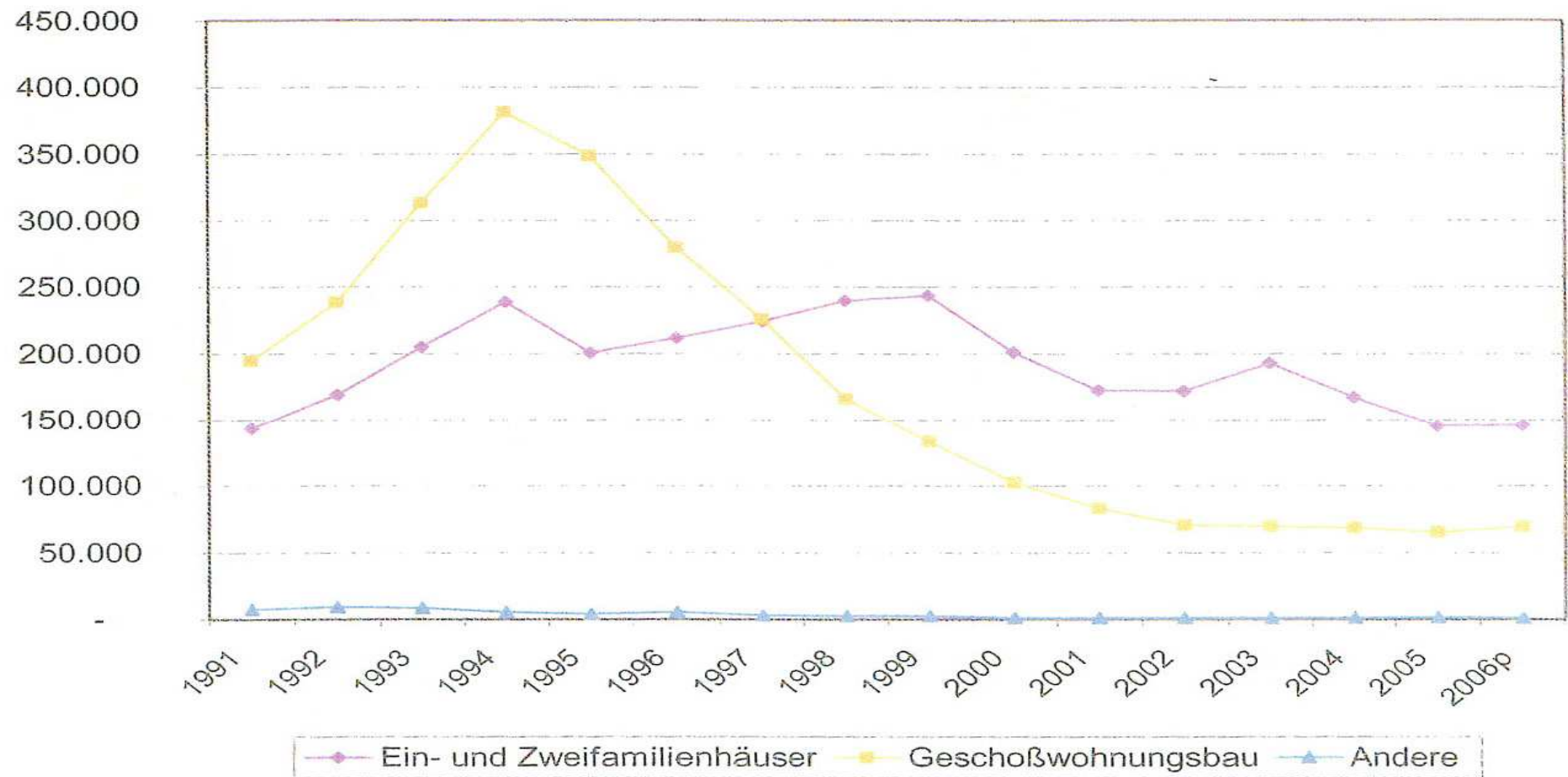
© Fraunhofer-Gesellschaft, München

Completion of Residences



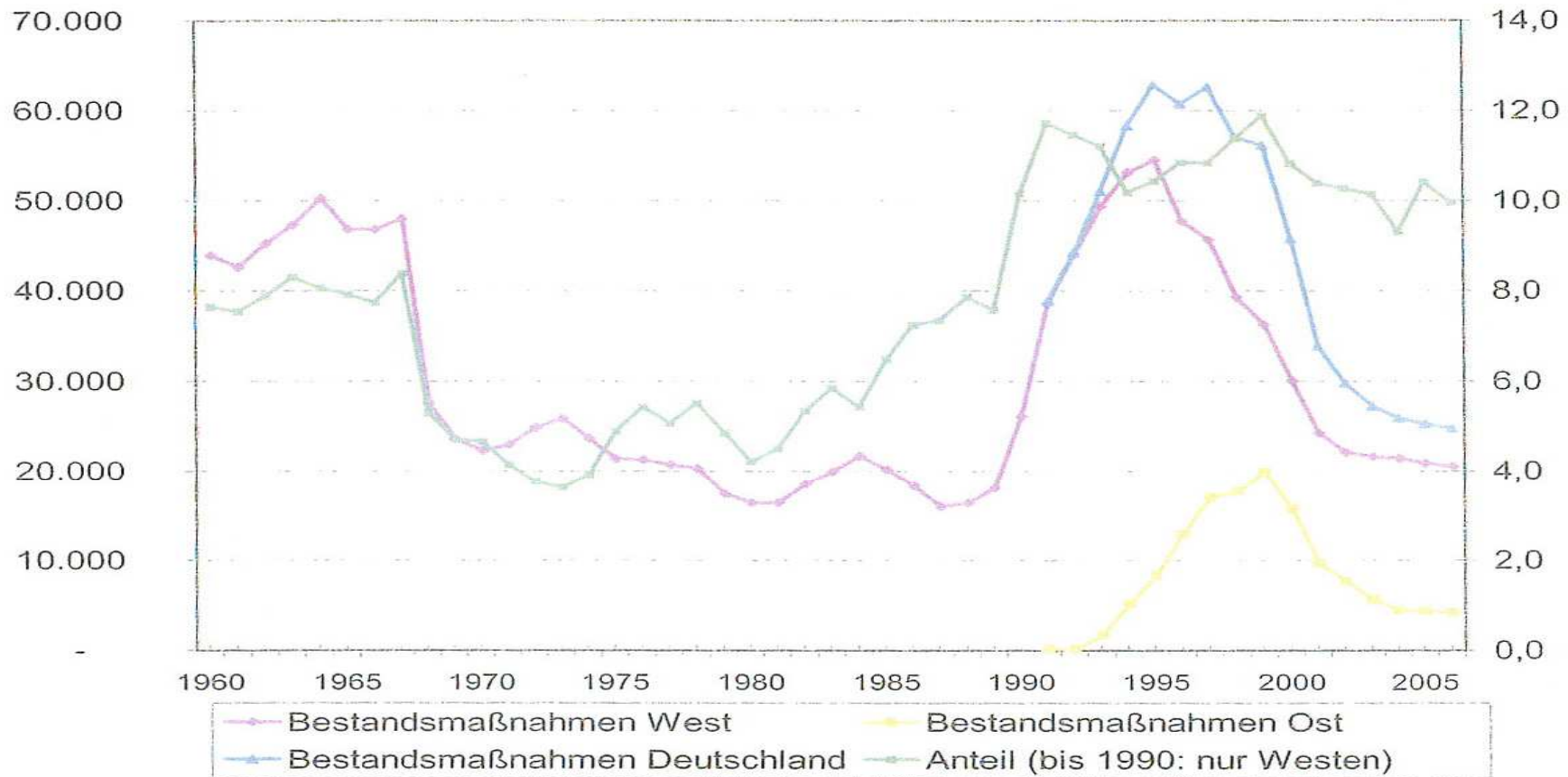
Zahl der Fertigstellungen

Number of Family houses, Apartment Blocs, Others



Baugenehmigungen in neu errichteten Wohngebäuden

Measures in the stocks – East / West / Germany



Zahl der Bestandsmaßnahmen (linke Achse), Anteil an allen Fertigstellungen (Prozent, rechte Achse).

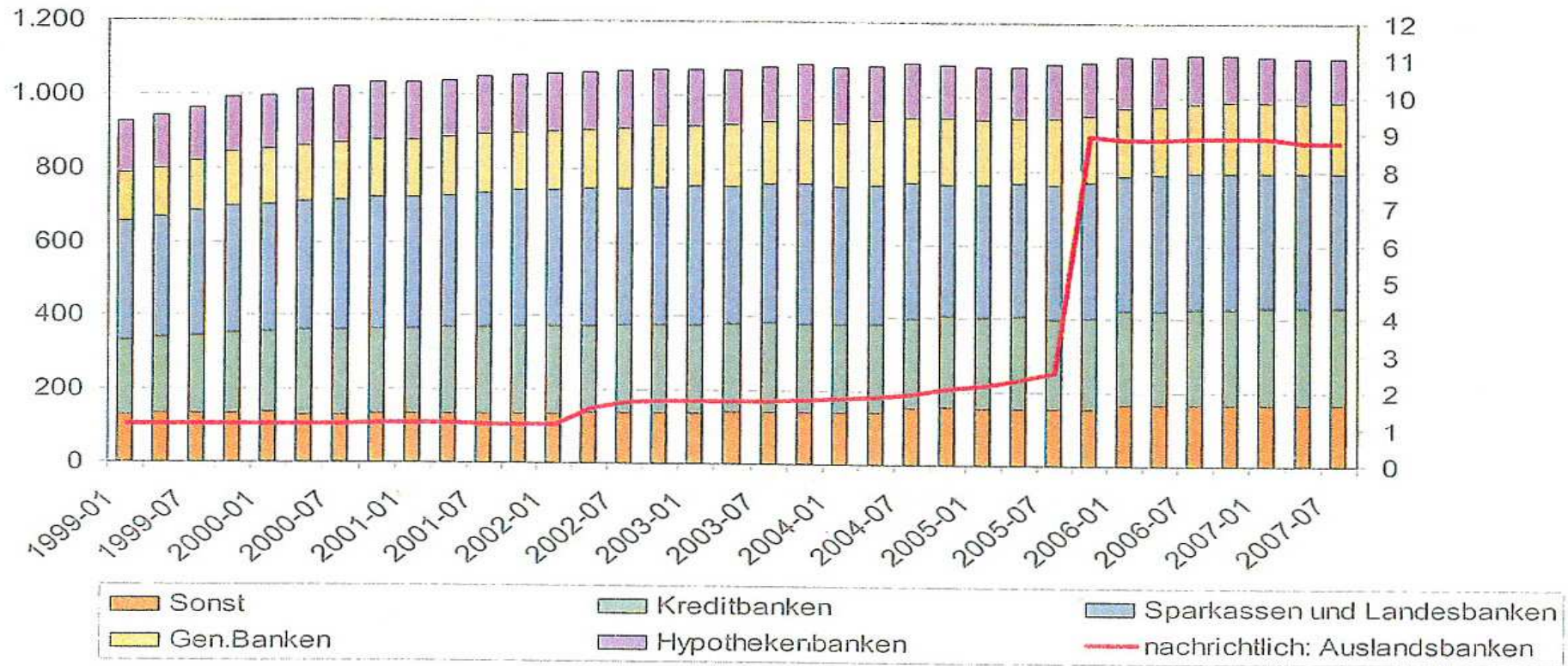
Zahl der Fertigstellungen von Baumaßnahmen an bestehenden Gebäuden

Nominal House Prices in Europe

Entwicklung der nominalen Häuserpreise in Europa

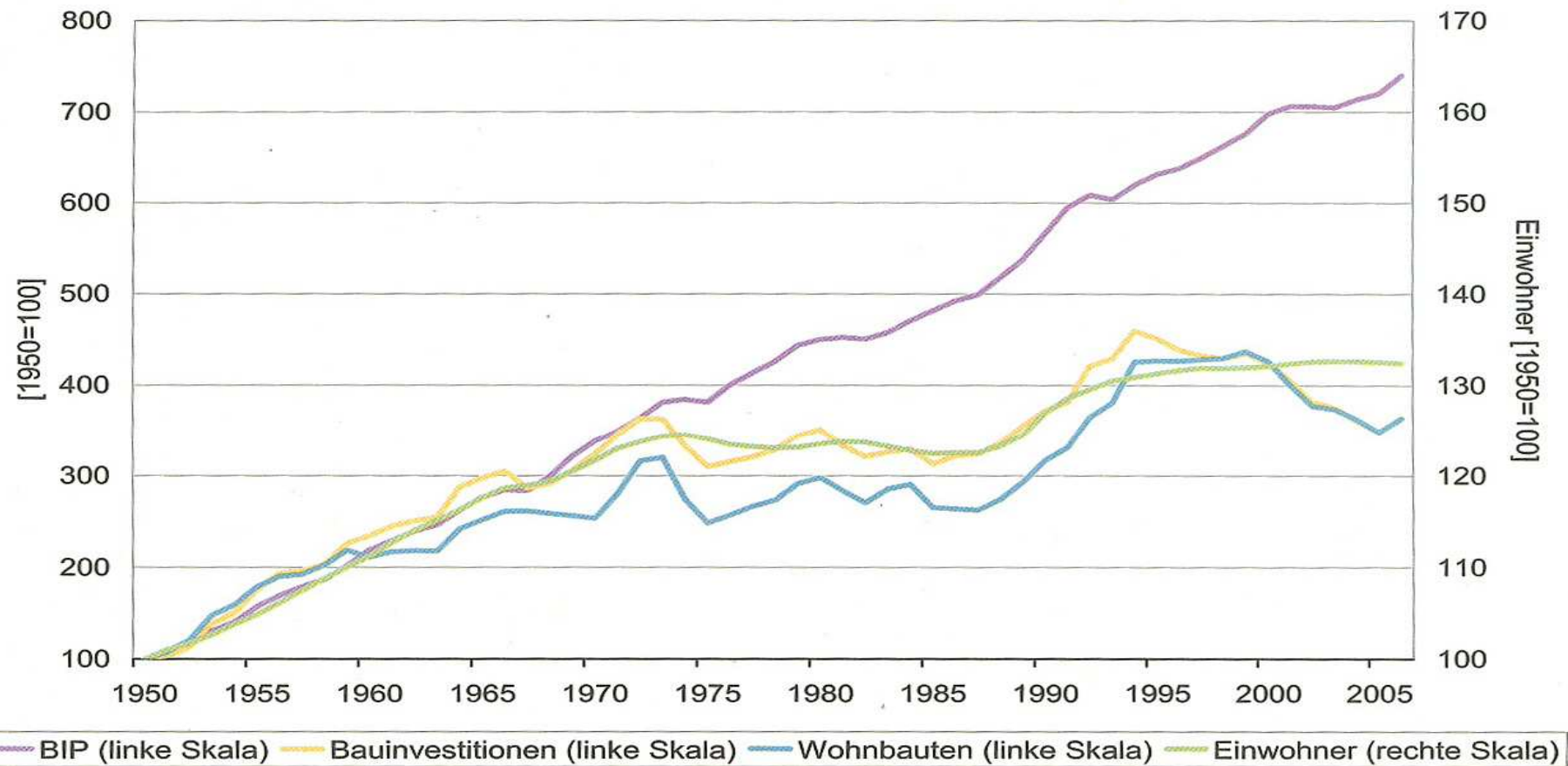
Entwicklung der nominalen Häuserpreise Veränderung in Prozent		
	3. Q. 2007 gg. 3. Q. 2006	3. Q. 2007 gg. 1997
Irland	-2,8	240
Großbritannien	6,9	213
Spanien	5,3	190
Frankreich	6,8	144
Dänemark	4,0	128
Niederlande	3,8	102
Italien	5,1	102
Deutschland *	-4,1	-7

Portion of Banks from Abroad





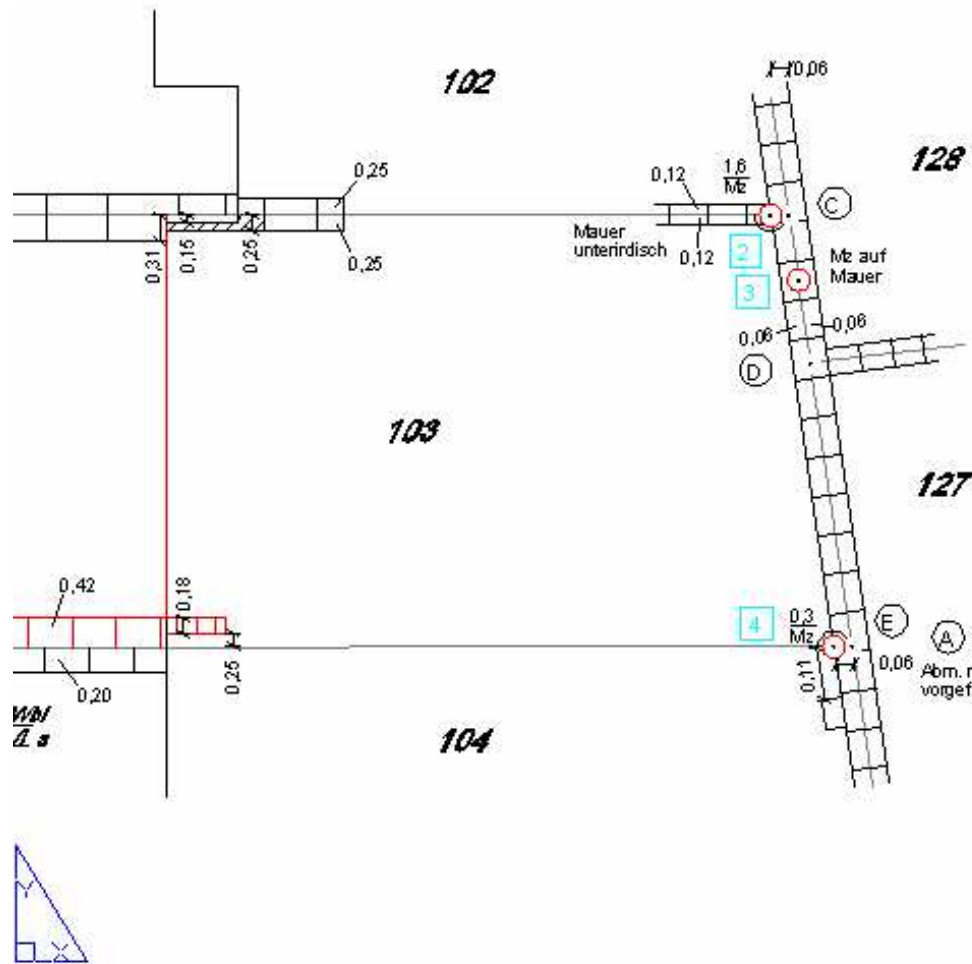
Wohnungsbaukredite nach Institutsgruppen, 1999-2007 (Mrd. EUR, Stand jeweils am Anfang des 1. Quartals, nachrichtlich auf der rechten Skala: Anteil der Auslandsbanken in Prozent aller Wohnungsbaukredite)

Building Investments fall behind

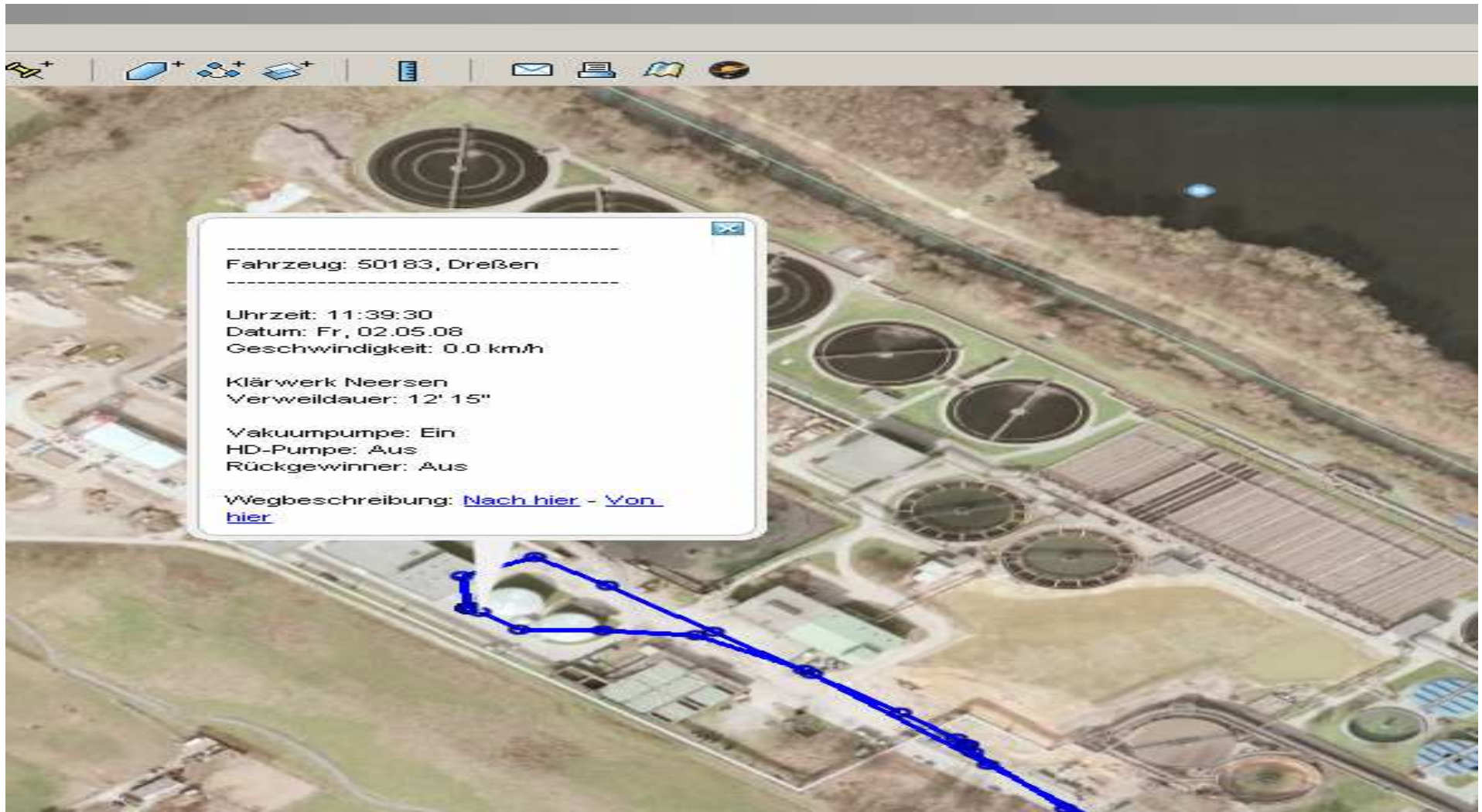


Entwicklung der realen Wohnungsbauten im Vergleich

GEOHAUS – „Little World News“




GEOsat – Innovation in mission



© Fraunhofer-Gesellschaft, München

Thank You for the attention



E-Mail: otmar.schuster@geohaus.de
Internet: www.geohaus.de und www.geosat.de